




# K1200GT Stebel Horn



Top Picture: loosely run “trigger wire” from existing horn connection (shown this way for location & clarity), below is the horn, Note the air hose and horn mounting

Below: Stebel horn mounted on K1200GT - compressor with mounting bracket, the air hose (between the compressor & horn), and the horn mounted below the speed controller.



If the air hose is folded or kinked, air won't get to the horn – you will be back to the standard horn!



**EXCEL CYCLE WERKES.COM**